



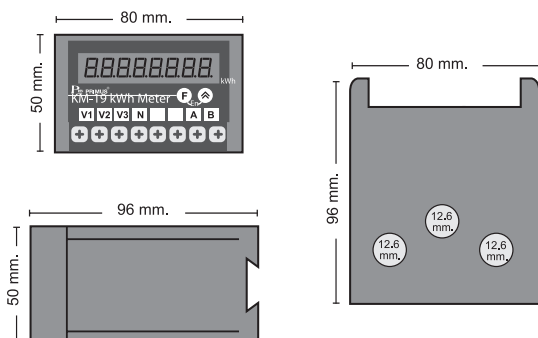
KM-19



TECHNICAL SPECIFICATION

Power Supply	380 VAC ± 15% 50 Hz	
Power Consumption	1.5VA	
Display	LED 7 Segment x 8	
Input	System	3 Phase 3 or 4 Wire (Direct CT)
	Voltage L-L	323 to 440 V 50 Hz
	Current	20 mA to 50 A
	Frequency	45 to 55 Hz
	Input Loading Volt	< 0.1 VA
	Input Loading Current	< 0.1 VA
	Accuracy kWh Register	± 1 %
Communication	Protocol	MODBUS RTU
	Baud Rate	2400, 4800, 9600, 19200, bps
	Parity	None
	Stop Bits	1
	Data Bits	8 Bits
	Support Device Node	32
Ambient Operation	Temperature	-10 °C to 60 °C
	Humidity	85 % RH Non-Condensing
Ambient Storage	Temperature	-20 °C to 80 °C
	Humidity	85 % RH Non-Condensing
Protection Degree	IP30	
Installation	DIN Rail Mounting	
Material	ABS-V0	
Size	80 x 50 x 96 mm.	
Weight	360 g.	

DIMENSION



INSTALLATION



DESCRIPTION

- Power Meter (kWh Meter)
Can be used with 3 Phase 4 Wire and 3 Phase 3 Wire
- Three currents measure 50 A with Internal CT.
- Digital LED 7 segment display with 8 - digit visibility.
- Communication via RS-485 port with MODBUS RTU PROTOCOL
- Can read the power value (Kwh) and note with Soft ware SCADA system.
- Rated voltage 380 VAC ± 15% Frequency 50 Hz
- DIN Rail installation
- IP 40 protection level

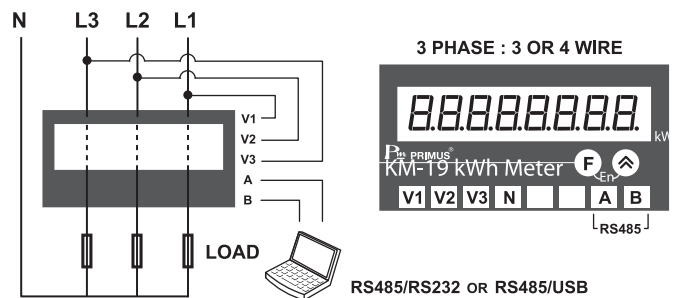
GENERAL DESCRIPTION

KM - 19 is a device for measuring electrical energy (kWh). Designed for DIN RAIL installation. Available in 1 phase and 3 phase. By measuring the kWh Only string power line through the CT measuring channel of each phase LED flashing warning due to incorrect installation. KM - 19 has RS - 485 communication circuit using RTU Modbus as communication protocol. The power can be read. And save the data with SCADA software.

Display kWh



WIRING DIAGRAM



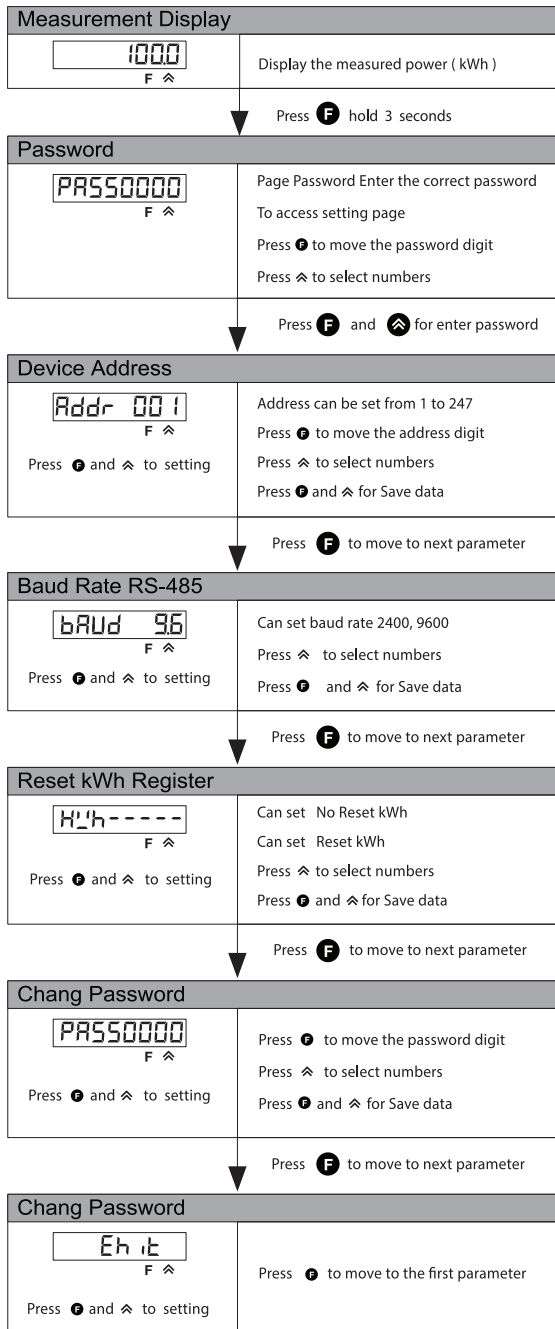
WARNING

- Make sure the correct wiring connection before turning on electricity. Mis-wiring may cause malfunction of the unit and fire.
- Never modify the unit to prevent damage or incident such as malfunction and fire etc.

ORDERING CODE

KM-19

SETTING



CLEAR PASSWORD

Clear password is provided when power is supplied to the KM - 19 and the display screen appears text "KM19 V01"

